

1/4" x 1" Fuses AGX Series, Fast-Acting, Glass Tube

Description

- Fast-acting glass tube fuse
- 1/4" x 1" (6.3 x 25.4mm) physical size
- Glass tube, nickel-plated brass endcap construction
- For instruments, electronic and small appliance circuits
- UL Listed product meets standard 248-14
- Available with axial leads

Electrical Characteristics		
Rated Current	% of Amp Rating	Opening Time
1/16 - 30A	110%	4 hours minimum
	135%	60 minutes maximum
1/16 - 2A	200%	5 seconds maximum
2.5 - 30A	200%	2 minutes maximum

Agency Information

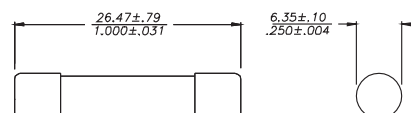
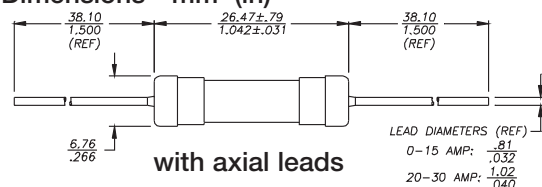
- UL Listed Card: AGX 0-5A (Guide JDYX, File E19180)
- UL Recognized Card: AGX 6-20A (Guide JDYX2, File E19180)
- CSA Component Acceptance Card (Class No. 1422-01, File 53787)

Ordering

- Specify packaging, product, and option code



Dimensions - mm (in)

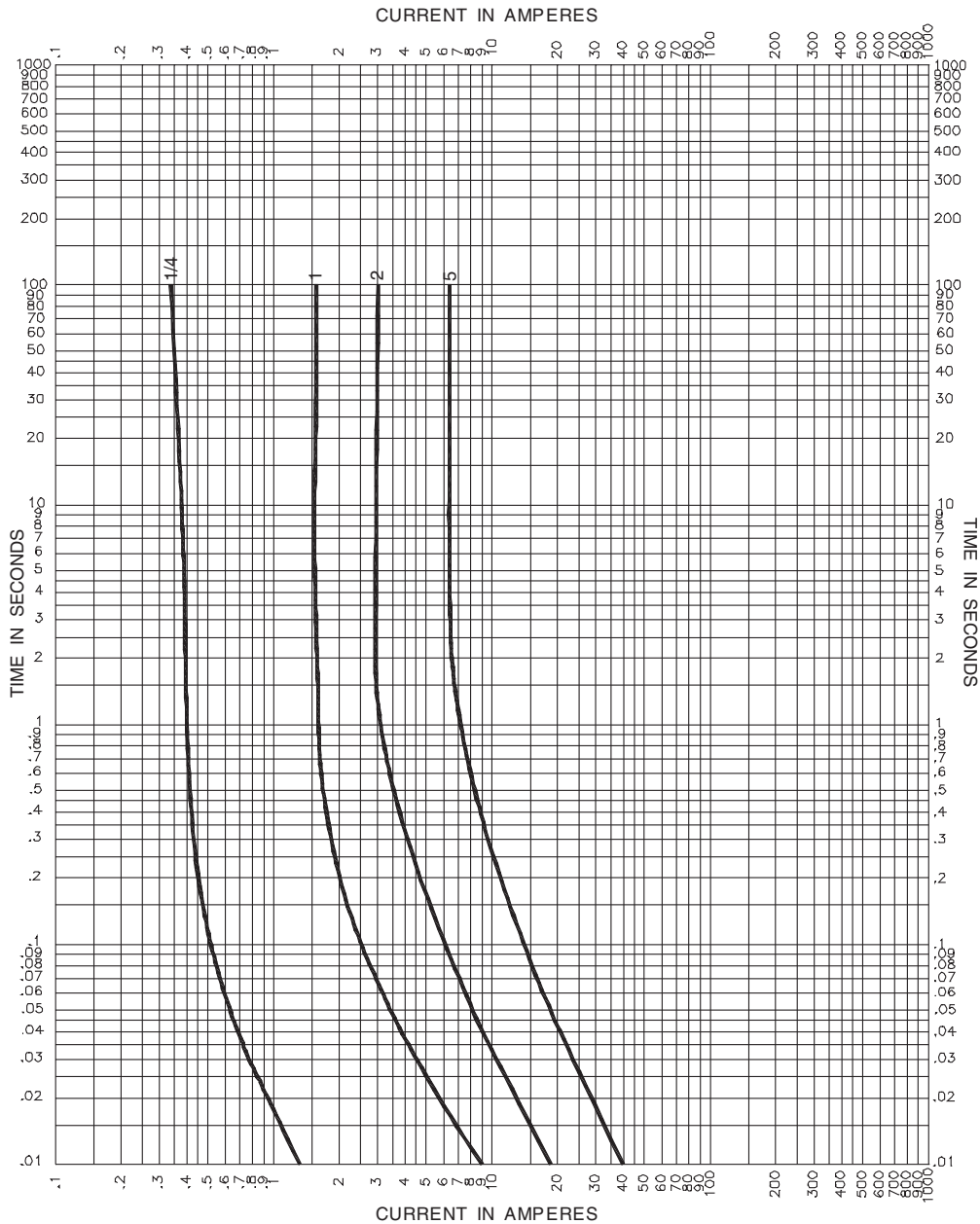


Specifications

Part Number -(amps)	Voltage Rating Vac	Interrupting Rating (amps)			Typical DC Cold Resistance (Ω)*
		250Vac	125Vac	32Vac	
AGX-1/200	250	35	10,000	-	285.00000
AGX-1/100	250	35	10,000	-	155.00000
AGX-1/32	250	35	10,000	-	35.00000
AGX-1/16	250	35	10,000	-	22.50000
AGX-1/10	250	35	10,000	-	10.25000
AGX-1/8	250	35	10,000	-	5.41000
AGX-3/16	250	35	10,000	-	3.11500
AGX-2/10	250	35	10,000	-	2.66000
AGX-1/4	250	35	10,000	-	2.79000
AGX-3/10	250	35	10,000	-	1.42500
AGX-3/8	250	35	10,000	-	0.93050
AGX-4/10	250	35	10,000	-	0.89900
AGX-1/2	250	35	10,000	-	0.47850
AGX-3/4	250	100	10,000	-	0.26000
AGX-1	250	100	10,000	-	0.16250
AGX-1-1/4	250	100	10,000	-	0.12750
AGX-1-1/2	250	100	10,000	-	0.09400
AGX-2	250	100	10,000	-	0.06825
AGX-2-1/2	125	-	10,000	-	0.04930
AGX-3	125	-	10,000	-	0.03825
AGX-4	125	-	10,000	-	0.02700
AGX-5	125	-	10,000	-	0.02050
AGX-6	125	-	1000	-	0.01475
AGX-7	125	-	1000	-	0.01275
AGX-8	32	-	-	1000	0.01100
AGX-10	32	-	-	1000	0.00867
AGX-15	32	-	-	1000	0.00510
AGX-20	32	-	-	1000	0.00358
AGX-25	32	-	-	1000	0.00275
AGX-30	32	-	-	1000	0.00215

* DC Cold Resistance (Measured at <10% of rated current)

Time-Current Curve



Packaging	
Packaging Code Prefix	Description
BK	100 fuses packed into a cardboard carton

Option Code	
Option Code Suffix	Description
V	Axial leads - copper tinned wire with nickel plated brass overcaps

The only controlled copy of this Data Sheet is the electronic read-only version located on the Cooper Bussmann Network Drive. All other copies of this document are by definition uncontrolled. This bulletin is intended to clearly present comprehensive product data and provide technical information that will help the end user with design applications. Cooper Bussmann reserves the right, without notice, to change design or construction of any products and to discontinue or limit distribution of any products. Cooper Bussmann also reserves the right to change or update, without notice, any technical information contained in this bulletin. Once a product has been selected, it should be tested by the user in all possible applications.

Life Support Policy: Cooper Bussmann does not authorize the use of any of its products for use in life support devices or systems without the express written approval of an officer of the Company. Life support systems are devices which support or sustain life, and whose failure to perform, when properly used in accordance with instructions for use provided in the labeling, can be reasonably expected to result in significant injury to the user.